




LEVEL 1

NOTATION OF PITCH:


Identify: any note of the Treble staff **through Treble C (space 3)** and Bass staff **through Bass C (space 2)**
the same notes on a keyboard

NOTATION OF RHYTHM:

Identify: whole note  half note  quarter note 

Identify: the exact meaning of the time signatures 2/4, 3/4, 4/4 (the number of counts (beats) in each measure and the value of the note receiving one count (beat))

TERMINOLOGY:

double bar: two bar lines close together meaning the end of a **musical** composition 

bar line: a vertical line dividing the staff into measures

f: forte, loud

legato: play smoothly and connected

measure: music between two bar lines


p: piano, soft


repeat sign: play again

staff: five lines and four spaces



staccato: separated or disconnected

 treble clef: also known as G clef

 bass clef: also known as F clef

MUSICAL EXAMPLE: Identify any of the concepts above in a musical example

AURAL AWARENESS:

Recognize: a tone sounding: high or low in pitch
forte or piano (loud or soft)

two tones: same or different
2nd tone as higher or lower

four tones: **ascending or descending**

melody: played legato or staccato
growing gradually louder or gradually softer

LEVEL 2





NOTATION OF PITCH:

Identify and draw:

Any note on the Treble staff **through Treble C (space 3)**
and Bass staff **through Bass C (space 2)**
the same notes on a keyboard

NOTATION OF RHYTHM:

Identify and draw:

Whole note , half note , quarter note , two-eighth notes 

Identify:

The exact meaning of the time signatures 2/4, 3/4, 4/4
(the number of counts (beats) in each measure and the
value of the note receiving one count (beat))

TERMINOLOGY:

mf: mezzo forte, medium or moderately loud
mp: mezzo piano, medium or moderately soft
staff: five lines and four spaces
interval: the distance between two notes
ritard (rit.): gradually slower
tempo: speed of musical composition
sharp (#): raises a note one-half step
flat (b): lowers a note one-half step

MUSICAL EXAMPLE:

Identify any of the concepts above in a musical example

AURAL AWARENESS:

Recognize: a tone sounding: high or low in pitch
forte or piano (loud or soft)

two tones: same or different
2nd tone as higher or lower
2nd tone an octave higher or lower

four tones: ascending or descending

melody: played legato or staccato
growing gradually louder or gradually softer

REVIEW MATERIAL: Level 2 test will contain concepts from Level 1.

LEVEL 3

NOTATION OF PITCH:

Identify and draw: any note of the treble staff or bass staff

- Identify and draw: sharp (#) and flat (♭)

NOTATION OF RHYTHM:

Identify and draw: whole note (○), half note (◡), quarter note (♩), two-eighth notes (♪)



whole rest  half rest  quarter rest 

Know: the exact meaning of the time signatures 2/4, 3/4, 4/4
(the number of counts (beats) in each measure and the value of the note receiving one count (beat))

INTERVALS:

Identify: **steps and skips**

TERMINOLOGY:

accidental: a sharp, flat, or natural not in the key signature
8va: play one octave higher or one octave lower than written
crescendo: (cresc. ) gradually louder
diminuendo: (dim. ) gradually softer
dynamics: degrees of loud and soft

fermata (◡): to hold a note or rest

slur: a curved line over or under notes which means to play legato

half step: two notes with no note between them

whole step: two notes with one note in between them

natural (♮): cancels a sharp or flat

MUSICAL EXAMPLE: Identify any of the concepts above in a musical example

AURAL AWARENESS:

Recognize: a tone sounding: high or low in pitch
forte or piano (loud or soft)


two tones: as a **step or skip** (quality will be major)
same or different
2nd tone as higher or lower
2nd tone an octave higher or lower
2nd tone as louder or softer

melody: played legato or staccato
growing gradually louder or gradually softer

REVIEW MATERIAL: Level 3 test will contain concepts from previous levels.

LEVEL 4

NOTATION OF PITCH:



Identify and draw **on the staff:** sharp (#) , flat (b) and natural sign (natural symbol).

Know the correct placement of a sharp, flat, or natural sign: (*before* the note ♯, *after* the letter name: F#) See above.

NOTATION OF RHYTHM:

Identify and draw: dotted half note , dotted quarter note , single eighth note 

KEY SIGNATURES:

Identify: C Major, G Major, F Major

HARMONIC STUDY:

Identify: Tonic Triads (chords) in root position for C, G, and F Major

SCALES:

Identify: Write the pattern of whole steps and half steps used in a major scale

INTERVALS:

Identify: 2nd, 3rd (no distinction)
harmonic or melodic interval

TERMINOLOGY:

accent: a note that is played louder than the notes around it

andante: walking tempo

allegro: quick, fast tempo

D.C. al Fine: return to the beginning and play to Fine

D.C.: Da Capo, the beginning

fine: the end

harmonic interval: the distance between two notes which are played together

melodic interval: the distance between two notes which are played separately

moderato: medium or moderate tempo, faster than andante

tie: a curved line connecting two notes of the same pitch lengthening the value of the first note

triad: a chord of three tones, consisting of a root, 3rd and 5th above the root

root: the note of the triad (chord) that gives the triad its name

MUSICAL EXAMPLE:

Identify any of the concepts studied thus far in a musical example

AURAL AWARENESS:

Recognize: a tone sounding: high or low in pitch
forte or piano (loud or soft)

two tones: as a **step or skip** (quality will be major)
same or different
2nd tone as higher or lower
2nd tone an octave higher or lower
2nd tone as louder or softer

melody: played legato or staccato
growing gradually louder or gradually softer

REVIEW MATERIAL: The Level 4 test will include material from previous levels.




LEVEL 5

NOTATION OF PITCH:

Identify and draw: 1st and 2nd line and space notes above and below the treble and bass staff

NOTATION OF RHYTHM:

Complete: examples of notation in 2/4, 3/4, 4/4 using notes and rests studied thus far

Identify and draw: dotted quarter rest , eighth rest , two sixteenth notes 

KEY SIGNATURES AND SCALES:

Identify:

all Major keys up to and including 2 sharps and 2 flats

Draw:

all Major keys up to and including 1 sharp and 1 flat

Draw scales one octave ascending using whole notes and accidentals as needed.

HARMONIC STUDY:

Identify:

Tonic triads (chords) in root position for Major keys up to and including 2 sharps and 2 flats

Identify and draw:

Tonic triads (chords) in root position for Major keys up to and including 1 sharp and 1 flat

INTERVALS:

Identify and draw: 2nd, 3rd, 4th, 5th (no distinction)

TERMINOLOGY and MUSICAL EXAMPLE: Identify any of the concepts studied thus far in a musical example

accelerando (accel.): gradually faster

allegretto: slower than allegro and faster than moderato

a tempo: return to the original tempo after ritard or accelerando

coda: a section or passage added to the end of a musical composition

contrary motion: **music** moving in the opposite direction

D.S. al Fine: return to the sign and play to Fine

D.S.: Dal Segno, from the sign

dolce: sweetly

ff: fortissimo, very loud

ledger (leger) lines: lines added above or below the staff to increase the range

parallel motion: **music** moving in the same direction

pp: pianissimo, very soft

root: the note of the triad (chord) that gives the triad its name

AURAL AWARENESS:

Place: fermata or accent: on a note played in a melody

Recognize: intervals: **as melodic or harmonic**
2nd, 3rd, 4th, 5th

dynamics: crescendo or diminuendo




scales: sound of a Major scale, played in parallel or contrary motion




melody: select a pattern played

rhythm: select a pattern played

tempo: accelerando or ritardando,

Complete: scale: add a note(s) in the key of C, G, F (add accidentals as needed)

rhythm pattern: add a note(s) in 3/4 or 4/4, using   

melody: add a pitch(es) to a stepwise melody in a major key using   



REVIEW MATERIAL: Level 5 test will contain concepts from previous levels

LEVEL 6

NOTATION OF PITCH:

Identify and draw: Enharmonic spelling of notes

NOTATION OF RHYTHM:

Identify and draw: Three eighth notes,  four sixteenth notes 

KEY SIGNATURES AND SCALES:

Identify: All major keys up to and including 3 sharps and 3 flats
All harmonic minor keys up to and including 1 sharp and 1 flat

Identify and draw: All major keys up to and including 2 sharps and 2 flats
Draw scales one octave ascending. Use whole notes and accidentals (as needed).

HARMONIC STUDY:

Identify: Tonic root position triads of all major keys up to and including 3# and 3b
Tonic root position triads of all harmonic minor keys up to and including 3# and 3b

Identify and draw: Tonic root position triads of major keys up to and including 2# and 2b

INTERVALS:

Identify and draw: Major 2nd, Major 3rd, Perfect 4th, Perfect 5th, 6th, 7th (no distinction)
minor 3rd

TERMINOLOGY:

a tempo: return to the original tempo after ritard or accelerando

adagio: slow, slower than andante

common time: indicated by 4/4 or C

con spirito: with spirit

enharmonic: notes spelled differently but sound the same

giocoso: happy or joyful

marcato: **marked**

relative major and minor: keys with the same key signature

natural (pure) minor scale: a scale beginning on the 6th degree of the relative major key

harmonic minor scale: a natural minor scale with a raised 7th scale degree

poco a poco: little by little

root: the note of the triad (chord) that gives the triad its name

I, tonic: first degree of the scale


IV, subdominant: fourth degree of the scale


V, dominant: fifth degree of the scale

MUSICAL EXAMPLE: Identify any of the concepts studied thus far in a musical example

AURAL AWARENESS:

Recognize: intervals: as melodic or harmonic
2nd, 3rd, 4th or 5th
dynamics: crescendo or diminuendo
scale: sound of a Major scale, played in contrary or parallel motion
melody: select a pattern played
rhythm: select a pattern played
tempo: accelerando or ritardando, andante or allegro

Complete: rhythm pattern: add a note(s) in 3/4 or 4/4 using 

melody: add a pitch(es) to a stepwise melody in a major key using 

Place: scale: add a note(s) in the key of C, G, or F (add accidentals as needed)
fermata or accent on a note played in a melody




REVIEW MATERIAL: Level 6 test will contain concepts from previous levels.

LEVEL 7

NOTATION OF PITCH:

Identify and draw: 3rd and 4th line and space notes above and below treble staff and bass staff

NOTATION OF RHYTHM:

Identify and draw: Eighth note triplet , single sixteenth note  and rest 

Complete: Examples of notation in 2/4, 3/4, 4/4 using notes and rests studied thus far

KEY SIGNATURES AND SCALES:

Identify: All major keys up to and including 4 sharps and 4 flats
All harmonic minor keys up to and including 2 sharps and 2 flats
All natural minor scales up to and including 1 sharp and 1 flat

Identify and draw: All major keys up to and including 3 sharps and 3 flats
All harmonic minor keys up to and including 1 sharp and 1 flat
Draw scales one octave ascending. Use whole notes and accidentals as needed.

HARMONIC STUDY:

Identify: Tonic root position triads (chords) of all Major keys up to and including 4# - 4b
Tonic root position triads (chords) of all minor keys up to and including 2# - 2b

Identify and Draw: Tonic root position triads (chords) of all Major keys up to and including 3# - 3b
Tonic root position triads (chords) of all minor keys up to and including 1# - 1b

INTERVALS:

Identify and draw: Major 6th, Major 7th, minor 2nd, minor 6th

TERMINOLOGY:

allargando (allarg.): agitated or restless

cantabile: in a singing style

lento: slow, slower than adagio

presto: very fast, faster than allegro

maestoso: majestic, dignified

tranquillo: tranquil, in a quiet style

con: with

con moto: with motion

diatonic scale: a scale made up of whole steps and half steps conforming to a key signature

espressivo: with expression

melodic minor scale: a minor scale with raised 6th and 7th scale degrees ascending and lowered 6th and 7th scales descending

subito: suddenly

MUSICAL EXAMPLE:

Identify any of the concepts studied thus far in a musical example

AURAL AWARENESS:





Recognize: intervals minor 2nd, minor 3rd, Perfect 4th, Perfect 5th

tempo: andante or allegro

triads (chords): Major or minor (root position)

scales: Major, pure (natural), or harmonic minor, contrary or parallel motion

time signature: of a rhythm pattern or melody played in 3/4, 4/4, or 6/8

Complete: rhythm pattern: add note(s) in 3/4 or 4/4 using    

melody: add pitch(es) to a Major or harmonic minor melody using accidentals, notes on the staff (or ledger lines) studied thus far




REVIEW MATERIAL: Level 7 Test will contain concepts from previous levels.

LEVEL 8

NOTATION OF PITCH:

Identify and draw: double sharp: \times and double flat: $\flat\flat$

NOTATION OF RHYTHM:

Identify and draw: Dotted 8th/16th note  (and rests ) dotted half rest 
Complete: Examples of notation in 2/4, 3/4, 4/4, 3/8, 6/8, 9/8, using notes and rests studied thus far. Use tied notes in writing rhythms agreeable with time signature.

KEY SIGNATURES AND SCALES:

Identify:
All Major keys up to and including 5 sharps and 5 flats
All harmonic minor keys up to and including 3 sharps and 3 flats
All natural minor keys up to and including 2 sharps and 2 flats
All melodic minor keys up to and including 1 sharp and 1 one flat

Identify and draw:
All Major keys up to and including 4 sharps and 4 flats
All harmonic minor keys up to and including 2 sharps and 2 flats
All natural minor keys up to and including 1 sharp and 1 flat
Draw scales one octave ascending (melodic minor – ascending and descending). Use whole notes and accidentals as needed.

HARMONIC STUDY:

Identify: Tonic root position triads (chords) of all Major keys up to and including 5#- 5b
Tonic root position triads (chords) of all minor keys up to and including 3#- 3b

Identify and draw: Tonic root position triads (chords) of all Major keys up to and including 4#- 4b
Tonic root position triads (chords) of all minor keys up to and including 2# - 2b

INTERVALS:

Identify and draw: minor 7th


TERMINOLOGY:

agitato: agitated or restless
alla breve: time signature indicating two beats to the measure with a half note receiving one beat
leggiero (leggero): light
meno: less
piu: more
meno mosso: less motion, slower
piu mosso: more motion, faster
root position triad: a triad built in thirds
1st inversion triad: a triad with the 3rd as the lowest note
2nd inversion triad: a triad with the 5th as the lowest note
semplice: simple
sempre: always

MUSICAL EXAMPLE: Identify any of the concepts studied thus far in a musical example

AURAL AWARENESS:

Recognize: intervals: minor 2nd, minor 3rd, Perfect 4th, Perfect 5th
tempo: andante or allegro
triads (chords): Major or minor (root position)
scales: Major, pure (natural) or harmonic minor, contrary or parallel motion
time signature: of a rhythm pattern played in 3/4, 4/4, or 6/8

Complete: rhythm pattern: add notes(s) in 3/4 or 4/4 using: 
melody: add pitch(es) to a Major or harmonic minor melody using accidentals and notes on the staff (or ledger lines) studied thus far.



REVIEW MATERIAL: Level 8 test will contain concepts from previous levels.

LEVEL 9

NOTATION OF PITCH:

Identify and draw: All notes possible for treble staff and bass staff

NOTATION OF RHYTHM:

Identify and draw: Thirty-second note  and rest 

Complete: Examples of notation in 2/4, 3/4, 4/4, 3/8, 6/8, 9/8, 12/8 using notes studied thus far

KEY SIGNATURES AND SCALES:

Identify:
All Major keys up to and including 6 sharps and 6 flats
All harmonic minor keys up to and including 4 sharps and 4 flats
All natural minor keys up to and including 3 sharps and 3 flats
All melodic minor keys up to and including 2 sharps and 2 flats

Identify and draw*:
All Major keys up to and including 5 sharps and 5 flats
All harmonic minor keys up to and including 3 sharps and 3 flats
All natural minor keys up to and including 2 sharps and 2 flats
All melodic minor (ascending and descending) keys up to and including 1# - 1b

*Draw scales one octave ascending (melodic minor also descending). Use whole notes and accidentals as needed.

HARMONIC STUDY:

Identify:
Root position triads (chords) including Tonic (I) and Dominant (V and/or V7) of all Major keys up to and including 6 sharps and 6 flats
Root position triads (chords) including tonic (i) and Dominant (V and/or V7) of all harmonic minor keys up to and including 4 sharps and 4 flats

Identify and draw:
Root position triads (chords) including Tonic (I) and Dominant (V and/or V7) of all Major keys up to and including 5 sharps and 5 flats
Root position triads (chords) including tonic (i) and Dominant (V and/or V7) of all harmonic minor keys up to and including 3 sharps and 3 flats

INTERVALS: Identify and draw: All Major, minor and perfect intervals, 2nds to 7ths above any note


TERMINOLOGY:


affettuoso: tender, warm
chromatic scale: a scale composed entirely of half steps
grazioso: gracefully
martellato: hammered
pesante: heavy, weighty
opus(op.): work
ostinato: a clearly defined phrase that is repeated persistently throughout a composition
rubato: expressive variation of tempo
sequence: the repetition of a short musical phrase at another pitch
simile: the same
sostenuto (sost.): sustained
tenuto (ten.): held
vivace: lively, quick, faster than allegro, slower than presto

MUSICAL EXAMPLE: Identify any of the concepts studied thus far in a musical example

AURAL AWARENESS:

Recognize: intervals: perfect unison, Major 6th, Major 7th, Perfect 8th (octave)
tempo/mood: maestoso/tranquillo
scales: natural (pure) minor and melodic minor
time signature: of a rhythm pattern played in 3/4, 4/4, 6/8, or 9/8

Complete: rhythm pattern: add note(s) in 9/8 using: 

melody: add pitch(es) to a melody using: 

REVIEW MATERIAL: Level 9 test will contain concepts from previous levels.

LEVEL 10

NOTATION OF PITCH:


Identify and draw:

All notes possible for treble staff and bass staff

NOTATION OF RHYTHM:

Identify and draw:

Double dotted quarter notes and

rests: 

KEY SIGNATURES AND SCALES:

Identify:

All Major keys up to and including 7 sharps and 7 flats

All harmonic minor keys up to and including 5 sharps and 5 flats

All natural minor keys up to and including 4 sharps and 4 flats

All melodic minor keys up to and including 3 sharps and 3 flats

Identify and draw*:

All Major keys up to and including 6 sharps and 6 flats

All harmonic minor keys up to and including 4 sharps and 4 flats

All natural minor keys up to and including 3 sharps and 3 flats

All melodic minor (ascending and descending) keys up to and including 2# - 2b

*Draw scales one octave ascending (melodic minor also descending). Use whole notes and accidentals (as needed).

HARMONIC STUDY:

Identify:

Root position triads (chords) including Tonic (I), Subdominant (IV) and Dominant (V or V7) up to and including 7 sharps and 7 flats

Root position triads (chords) including tonic (i), subdominant (iv) and Dominant (V or V7) of all harmonic minor keys up to and including 5# - 5b

Identify and draw:

Root position triads (chords) including Tonic (I), Subdominant (IV) and Dominant (V or V7) of Major keys up to and including 6 sharps and 6 flats

Root position triads (chords) including tonic (i), subdominant (iv) and Dominant (V or V7) of harmonic minor keys up to and including 4 sharps and 4 flats

INTERVALS:

Identify and draw:

Augmented 2nds and 4ths above any note

TERMINOLOGY:

ad libitum (ad lib): at will

allegro non troppo: fast, but not too fast

authentic cadence: a cadence consisting of I-V-I chordal progression

embellishment: a musical ornament

glissando: a scale produced quickly by sliding from one note to the next

grave: slow, solemn, slower than lento and faster than largo

molto: very, much

morendo: dying away, gradually softer

pizzicato: plucked

plagal cadence: a cadence consisting of I-IV-I chordal progression

senza: without

sf or *sfz*: sforzando, strong accent

tre corda (t.c.): three strings, release soft pedal

una corda (u.c.): one string, depress soft pedal

MUSICAL EXAMPLE:

Identify any of the concepts studied thus far in a musical example.

AURAL AWARENESS:


Recognize: intervals: Perfect unison, Major 6th, Major 7th, Perfect 8th (octave)


tempo/mood: maestoso/tranquillo

scales: natural (pure) minor and melodic minor

time signature: of a rhythm pattern or melody played in 3/4, 4/4, 6/8, or 9/8

Complete:

rhythm pattern: add note(s) in 9/8 using: 

melody: add pitch(es) to a melody using: 

REVIEW MATERIAL: Level 10 test will contain concepts from previous levels.

LEVEL 11

NOTATION OF PITCH:

Identify and draw:

All notes possible for treble staff and bass staff

NOTATION OF RHYTHM:

Identify and draw:

double dotted notes:  and rests:  

Complete:

Examples of notation in 2/4, 3/4, 4/4, 3/8, 6/8, 9/8, 12/8, **2/2, 3/2, 4/2**

KEY SIGNATURES AND SCALES:

Identify:

All Major keys

All harmonic minor keys up to and including 6 sharps and 6 flats

All natural minor keys up to and including 5 sharps and 5 flats

All melodic minor keys up to and including 4 sharps and 4 flats

Identify and draw*:

All Major keys

All harmonic minor keys up to and including 5 sharps and 5 flats

All natural minor keys up to and including 4 sharps and 4 flats

All melodic minor (ascending and descending) keys up to and including 3# - 3b

*Draw scales one octave ascending (melodic minor - also descending). Use whole notes and accidentals as needed.

HARMONIC STUDY:

Identify:

Root position triads (chords) including tonic (i), subdominant (iv), and

Dominant (V or V7) of all minor keys **up to and including 6# - 6b**

Identify and draw:

Root position triads (chords) including Tonic (I), Subdominant (IV) and

Dominant (V or V7) of all major keys

Root position triads (chords) including tonic (i), subdominant (iv) and

Dominant (V or V7) of all minor keys up to and including 5# - 5b

Progression for cadences: authentic (I-V-I) or plagal (I-IV-I)

INTERVALS:

Identify and draw:

Diminished 5ths and 7ths above any note

TERMINOLOGY:

a cappella: unaccompanied

assai: very

calando: becoming softer and slower

con fuoco: with fire

deceptive cadence: a cadence consisting of I-V-vi chordal progression

half cadence: a cadence consisting of the chord progression ii-V or I-V

largo: very slow

scherzando: a playful style of performance

trill: alternation of two notes a second apart

MUSICAL EXAMPLE:

Identify any of the concepts studied thus far in a musical example

AURAL AWARENESS:

Recognize:

intervals: minor 6th, minor 7th

scales: Major, natural (pure) minor, harmonic minor, melodic minor, chromatic

triads(chords): Augmented, diminished (root position)

cadences: sound of a cadence as authentic (I-V-I), plagal (I-IV-I), or deceptive (I-V-vi)

melody: sound of an incorrect note(s) in a melody

time signature: of a rhythm pattern played in 3/2 or 4/2

Complete:

rhythm pattern: add note(s) in 3/2 or 4/2

melody: add pitch(es) to a melody using any rhythm previously studied


REVIEW MATERIAL: Level 11 test will contain concepts from previous levels.

LEVEL 12

NOTATION OF PITCH:

Identify and draw: All notes possible for treble staff and bass staff

NOTATION OF RHYTHM:

Identify and draw: Quarter note triplet 

KEY SIGNATURES AND SCALES:

Identify: **All harmonic minor keys up to and including 7 sharps and 7 flats**
All natural minor keys up to and including 6 sharps and 6 flats
All melodic minor (ascending and descending) keys up to and including 5# - 5b

Identify and draw*: All Major Keys
All harmonic minor keys up to and including 6 sharps and 6 flats
All natural minor keys up to and including 5 sharps and 5 flats
All melodic minor (ascending and descending) keys up to and including 4# - 4b

*Draw scales one octave ascending (melodic minor – also descending). Use whole notes and accidentals as needed.

HARMONIC STUDY:

Identify and draw: Augmented and diminished triads (chords) above any note
Progression for Half Cadence (ii-V) or (I -V)

Identify: Quality of each triad built on each degree of the Major and harmonic minor scale

INTERVALS:

Identify and draw: Augmented 5th and **Augmented 6th** above any note

TERMINOLOGY:

bravura: musical passage requiring considerable technical skill

ben: well, very

cadenza: brilliant, showy passage for solo instrument or voice

quasi: almost

tremolo: rapid repetition of a pitch or between two pitches

ii, supertonic: second degree of the scale

iii, mediant: third degree of the scale

vi, submediant: sixth degree of the scale

vii, leading tone: seventh degree of the scale

MUSICAL EXAMPLE:

Identify any of the concepts studied thus far in a musical example

AURAL AWARENESS:

Recognize: intervals: minor 6th, minor 7th
scales: Major, natural (pure) minor, harmonic minor, melodic minor, chromatic
triads (chords): Augmented, diminished (root position)
cadences: sound of a cadence as authentic (I-V-I), plagal (I-IV-I) or deceptive (I-V-vi)
melody: sound of an incorrect note(s) in a melody
time signature: of a rhythm pattern or melody played in 3/2 or 4/2

Complete: rhythm pattern: add note(s) in 3/2 or 4/2
melody: add pitch(es) to a melody using any rhythm previously studied

REVIEW MATERIAL: Level 12 test will contain concepts from previous levels.